

# Rapid inquiry on COVID Vaccination in Madhesh Province at a Glance



## Background

A rapid inquiry was completed by LIFE Nepal in selected 248 wards of 27 municipalities in 8 districts of Madhesh Province, Nepal i.e., Bara (1), Dhanusha (4), Mahottari (4), Parsa (4), Rautahat (2), Saptari (4), Sarlahi (4), and Siraha (4). For the data collection, project staff 4 and volunteers 320 were mobilized in the field throughout November–December 2021. Before that, they were oriented on the checklist that was developed by a project team of LIFE Nepal in consultation with UNICEF Nepal and local governments.

The overall objective of the survey was to explore the existing status of COVID vaccination in Province no. 2 Nepal. The specific objectives of the survey were:

1. To obtain the real status of COVID vaccination in Province no. 2 Nepal.
2. To explore the reasons behind the people who have not been vaccinated yet.

## Population



**20142**  
Households



**174214**  
People


**102717**  
Above  
18yrs

**71497**  
Below  
18yrs

## Geographical Coverage

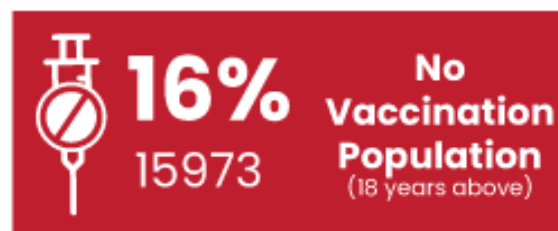
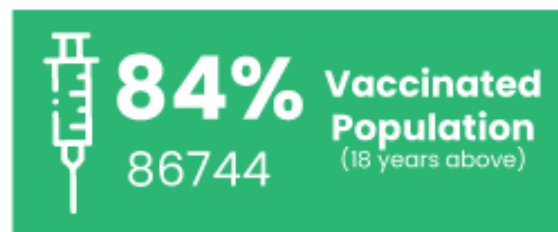
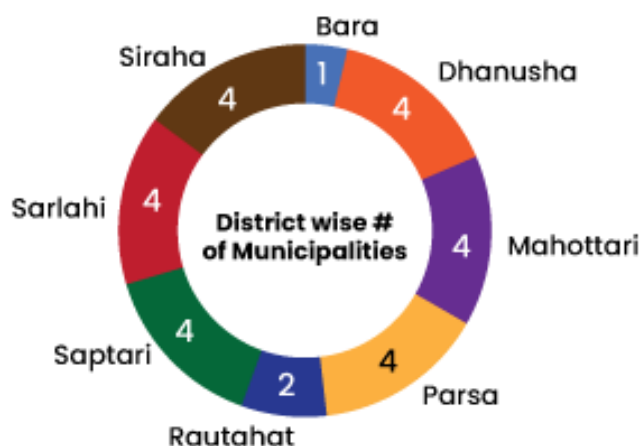


### Municipalities wise # of Wards



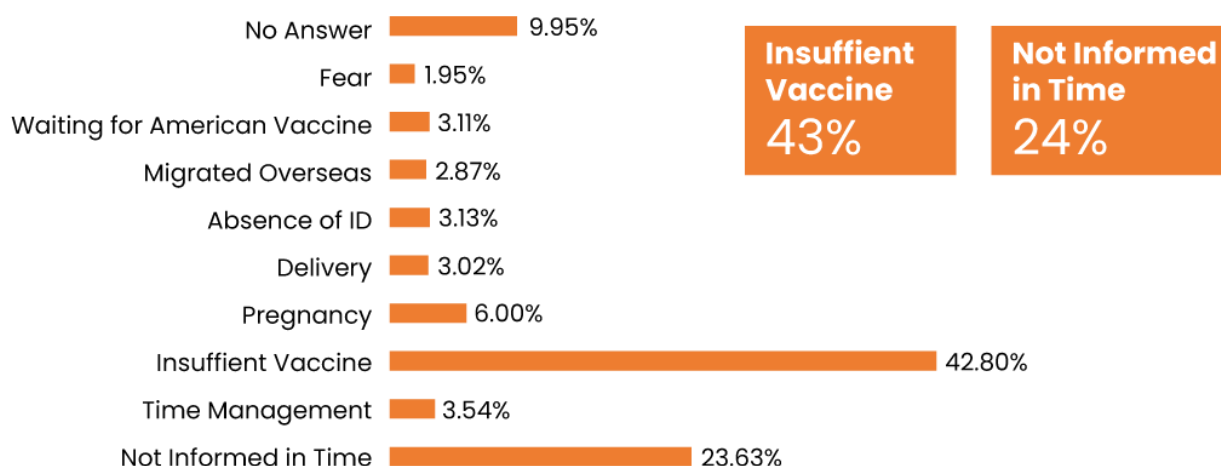
# Covid Vaccination Status

Municipalities	Total Population	Vaccinated Above 18	%	Not Vaccinated Above 18	%
Aurhi	1285	1200	93	85	7
Bardibas	6508	6172	95	336	5
Birgunj Metropolitan	1296	1039	80	257	20
Chandrapur	703	480	68	223	32
Dhangadhimai	2767	2520	91	247	9
Ekdara	208	152	73	56	27
Garuda	462	276	60	186	40
Goalbazar	2367	2225	94	142	6
Hanumannager kankalni	1954	1616	83	338	17
Haripurba	4296	2724	63	1572	37
Ishwarpur	4985	4635	93	350	7
Jagarnathpur	805	419	52	386	48
Jaleshwar	2400	2074	86	326	14
Kanchanrup	6007	5717	95	290	5
Kshireshwarnath	3752	3523	94	229	6
Lahan	4240	3579	84	661	16
Lalbandi	13469	13231	98	238	2
Malangba	10669	6323	59	4346	41
Manara Sisba	1870	1493	80	377	20
Mithila	5351	5143	96	208	4
Mithila Bihari	4440	3781	85	659	15
Parwanipur	446	293	66	153	34
Pokhariya	597	370	62	227	38
Sahid Nagar	8248	4827	59	3421	41
Saptkoshi	9233	9016	98	217	2
Thori	705	439	62	266	38
Tilathi Koiladi	3654	3477	95	177	5
<b>Total</b>	<b>102717</b>	<b>86744</b>	<b>84</b>	<b>15973</b>	<b>16</b>



Out of total 102717 population >18 years, 86744 people were vaccinated i.e., percentage. There were above 90 percent coverage in Aurhi (93 percent), Bardibas (95 percent), Dhangadhimai (91 percent), Golbazar (94 percent), Ishwarpur (93 percent), Kanchanrup (95 percent), Kshreshwarnath (94 percent), Lalbandi (98 percent), Mithila (96 percent), Saptakoshi (98 percent), Tilathikoiladi (95 percent). However, vaccination coverage was below 60 percent in Jagarnathpur, Sarlahi (52 percent), Malangba (59 percent), and Sahidnagar (59 percent). About half of the population (48 percent) were not vaccinated in Jagarnathpur of Parsa and two fifths (about 40 percent) people were not vaccinated in Malangba (41 percent), Garuda (40 percent), and Sahidnagar (41 percent).

## Reasons for not being Vaccinated



Out of a total of 15973 responses, about two-fifths (43 percent) of people had expressed that due to the insufficient doses of COVID vaccines they were not vaccinated. Similarly, about one-fourth (24 percent) of people expressed that they were not informed about the vaccination in time. There were other reasons were also reported by them like time management (3.54%), pregnancy (6%), delivery (3.02%), having no ID (3.13%), migrated (2.87%), waiting for American one (3.11%), fear (1.95%), and no answer (9.95%). In this way, the main reasons were insufficient doses of COVID vaccination and people were not informed in time.